

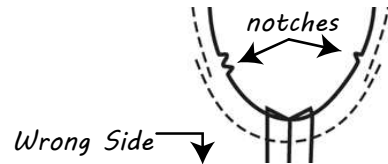
# Pattern 1001, 1002, 1003

## Definitions:

*Seam Allowance (SA): The amount of space between the edge of the fabric and the stitch line.*



*Notch: a marker, generally external on knits and cut into pattern in wovens, which matches with another marked point when sewing.*



*Right Side Up (RSU): The side of the fabric desired for the outside or finished visible side of the garment should be face up.*



*Wrong Side Up (WSU): The side of the fabric desired for the inside or finished side of the garment touching the body should be face up.*

Wrong Side

Right Side

## Abbreviations:

CF: Center Front

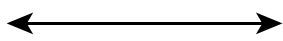
CB: Center Back

RSU: Right Side Up


WSU: Wrong Side Up

SA: Seam Allowance

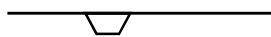
## Symbols:



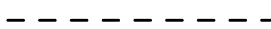
Grainline: Follows Selvage



Notch: Generally used for the front of the garment



Notch: Generally used for the back of the garment



Stitch Line